

®

*The Original*

**GALPERTI**®

**TECH FORGED PRODUCTS**



*Since 1921 Your Best Partner In...*

[WWW.GALPERTI.COM](http://WWW.GALPERTI.COM) - [WWW.GALPERTI.COM](http://WWW.GALPERTI.COM) - [WWW.GALPERTI.COM](http://WWW.GALPERTI.COM) - [WWW.GALPERTI.COM](http://WWW.GALPERTI.COM)





*The Original*  
**GALPERTI**  
TECH FORGED PRODUCTS



## Contents

<b>Bearing Applications</b>	<b>2</b>
<b>Product and Processes Information</b>	<b>6</b>
<b>Manufacturing Process</b>	<b>8</b>
Forging Process	8
Heat Treating Process	9
Material Certifications	10
Machining Process	11
Welding Overlay	12
Quality Verifications	13
Assembling and Testing	14
Coating & Painting	15
Packing & Delivering	16
<b>Bearing Design</b>	<b>17</b>
Product Identification	22
Drawing Number	24
Bearing Types	25
Special Forged Products	26
<b>Quality Assurance</b>	<b>31</b>

FORGING  
• STEEL BAR CUTTING  
• HEATING  
• FORGING

HEAT TREAT  
• QUENCH AND TEMPER  
• NORMALIZING  
• MATERIAL QUALIFICATION TESTS

FINISHING /  
GEAR  
GRINDING

BORING /  
TAPPING

GEAR  
CUTTING

NON  
DESTRUCTIVE  
TESTS

INDUCTION  
HARDENING

TURNING

DIMENSIONAL  
CHECK  
AND TEST

ZINC SPRAY /  
PAINT

ASSEMBLING



*The Original*  
**GALPERTI**  
TECH FORGED PRODUCTS



## Bearing Applications

Galperti Tech Forged Products is a subsidiary of Galperti Group. Galperti Group has successfully supplied for many years major petrochemical and energy industries. Galperti Tech Forged Products manufactures large diameter ball and roller bearings utilized in many applications such as:



Deck cranes



Harbor cranes



Wind turbines



Solar generators



Forest machines



Chain making machines



Stacker reclaimers



Arctic loading towers



Bucket wheels



Aerial platforms



Shiploader



Crawler crane



Concrete pump



Crawler crane



Gangway




Swivel joint



- Access platforms
- Antennas
- Amusement rides
- Bogie bearing for vehicles
- Boom conveyor
- Bottle filling machines
- Bridge cranes
- Bucket wheels
- Canning and bottling machines
- Crane-hook rotators
- Concrete pumps
- Deck cranes
- Deck winches
- Defense systems
- Dragline
- Earth-drilling machines
- Excavators
- Floating cranes
- Forklift equipment
- Harbor cranes
- Ladle turrets
- Machining machines
- Manipulators
- Mobile cranes
- Mooring
- Offshore cranes
- Packaging machines
- Plastic film extruders and winders
- Railway cranes
- Rotable trolleys
- Robots
- Scrapers
- Shiploaders/-unloaders
- Shipyard cranes
- Swivel joints
- Stackers
- Stackers and reclaimers
- Steel mill equipment
- Tower cranes
- Tunnel boring machines
- Turntables
- Water treatment
- Welding positioners
- Etc.






## Product and Processes Information

Galperti Tech Forged Products manufactures excellence in large diameter slew bearings. Excellence is met using state of the art design, manufacturing and testing methods, maximizing the value of the experienced senior engineers' knowledge and the most reliable calculation methods. Design verification is performed with the newest CAD/CAM design tools and FEA analysis programs. A fully integrated server based computerized system allows manufacturing control on all manufacturing phases, supply chain survey and project management.



Different applications and requirements ask customized solutions for slew bearings. This means different rolling bodies' sizes and types and their combination, different rolling bodies' races paths and design. Inner or outer gears, no gear, may be required as well. Galperti Tech Forged Products manufacturing capability to manufacture slew bearings with the mentioned customized solutions dimensionally ranges from 250 mm minimum to 6.200 mm maximum outer diameter.







*The Original*  
**GALPERTI**  
TECH FORGED PRODUCTS



Segmented gear ring



Female pinion



Male pinion



Linear rack single side tooth



Linear rack dual side tooth

FORGING  
• STEEL BAR CUTTING  
• HEATING  
• FORGING

HEAT TREAT  
• QUENCH AND TEMPER  
• NORMALIZING  
• MATERIAL QUALIFICATION TESTS

FINISHING /  
GEAR  
GRINDING

BORING /  
TAPPING

GEAR  
CUTTING

NON  
DESTRUCTIVE  
TESTS

INDUCTION  
HARDENING

TURNING

DIMENSIONAL  
CHECK  
AND TEST

ZINC SPRAY /  
PAINT

ASSEMBLING



*The Original*  
**GALPERTI**  
TECH FORGED PRODUCTS



## Manufacturing Process

Galperti Tech Forged Products benefits largely being a subsidiary of Galperti Group. This means that a vertical integrated process allows in house processes of manufacturing with full control sourcing only the steel heats or ingots from selected European Steel Mills, plus consumables


## Forging Process



Material sourcing



Steel cutting



Heating



Handling



Open dye press



Rolling



## Heat Treating Process



Furnace heating and quenching



Forged rings ready for machining



## Material Certifications

Certain applications, for instance Marine Applications, may require stricter certification of the product, including material certification of tensile strength and impact test values performed on specimen taken from the rolled and heat treated rings, with witnessing inspectors of Certification Bodies, e.g. Lloyds Register, DNV, BV, TÜV, API, etc. Galperti Group Laboratory can perform characterization tests on materials.



Tensile test



Charpy Test



Steel grain check



Steel alloy chemistry check



Hardness test



The following certificates and test reports are available on demand:

- Ring-Material Certificate: Chemical Composition and Physical Properties certificate of Heat Treatment
- Ultrasonic Test
- Magnetic particle Inspection
- Hardness Test
- Torque Test Record
- Certificate of Compliance: Toleranced dia., Total Height, Position of Holes, Axial Clearance, Radial Clearance, Axial Runout, Radial Runout
- Mechanical Tests on Bearing Rings: Tensile Strength Test, Impact Notch Test.

For further Test Certificate, please refer to Galperti Tech Forged Products Design and Quality Department.




## Machining Process

- A slew bearing includes the following main elements:
- Inner ring, shaped in turning operation from a forged ring
- Outer ring, shaped in turning operation from a forged ring
- Drills for grease zercs and lubricant refill
- Integral inner or outer gear cut by gear cutting process
- Drills for fasteners (thru or tapped)
- Drills for filler plug(s) and filler plug(s)
- Balls and/or rollers added during the assembling process
- Polymer based spacers or polymer/metal cages added during the assembling process
- Rubber based sealing systems added during the assembling process



Turning



Induction hardening




Gear cutting



Drilling



Hard turning



Grind finishing



Long products turning



## Welding Overlay


Oil and gas and marine applications may require a corrosion resistance weld overlay to protect the structural material of the manufactured parts, due to the extremely aggressive compounds flowing in the pipelines and the relevant accessory parts. In addition, extreme saline contamination may require in the most crucial parts of devices manufactured by Galperti Tech Forged Products, extreme protective barriers. This is the case where superalloys as Inconels or others will be welded by layers on the parts needing this protective coat of material. Proper welding will respect the prescriptions in terms of welding parameters specified by good engineering practice in force for this matter

This critical process is 100% controlled by nondestructive Quality Checks as highlighted in the Para. Quality Verifications (please refer to the relevant Para.)

After the material overlay applied by welding, further machining will remove the excess of material and give the final shape to the relevant area of appliance.



Welding overlays



Welding overlays parts



Welded overlays on chamfer/bewel



Small internal diameter welding overlays



## Quality Verifications

Galperti Tech Forged Products aims to supply by designing and manufacturing, the highest standard of quality parts. To guarantee to the User that this level of Quality is met, it will perform the required Quality Verifications.

The parts will therefore undergo to non-destructive examination at various steps of its manufacturing process. Dedicated personnel of the Quality Department trained and qualified according to ISO 9712 will perform said examinations.

Conventional manual or automatic ultrasonic tests are conducted to check volumetrically the forgings and the weld overlay for integrity and absence of defects. Manual magnetic test examination or automatic magnetic test bench are used to detect superficial/sub-superficial discontinuities at various manufacturing stages. An alternative to magnetic test or for non-ferromagnetic material, manual dye penetrant examination (colour contrast or fluorescent method) can be used for the same purpose. Portable hardness test equipment, UT instrument for the hardness depth determination, instruments for coating check and measuring machines are available devices in the plant, dedicated to the controls during all manufacturing steps ensuring high quality products meeting customer requirements.



Ultrasonic material defect test



Ultrasonic induction hardening depth verification



Magnetic particle crack check



Surface hardness test



Dimensional check



Dimensional verification large size



## Assembling and Testing



Galperti Tech Forged Products inspects 100% of the manufactured bearing for functionality. If one bearing does not meet the design performance, the Quality Dept. will identify, remove and segregate it. Upon completion of a technical analysis, a technical team will decide to rectify or rebuild the bearing.





## Coating & Painting



Zinc coating and paint automatic transfer machine




Automatic zinc coating




Automatic paint



Manual paint



Manual zinc coating



Forged Wye rust preventative paint



## Packing & Delivering



Packing



Packing



Forged spool packing



Delivery Area

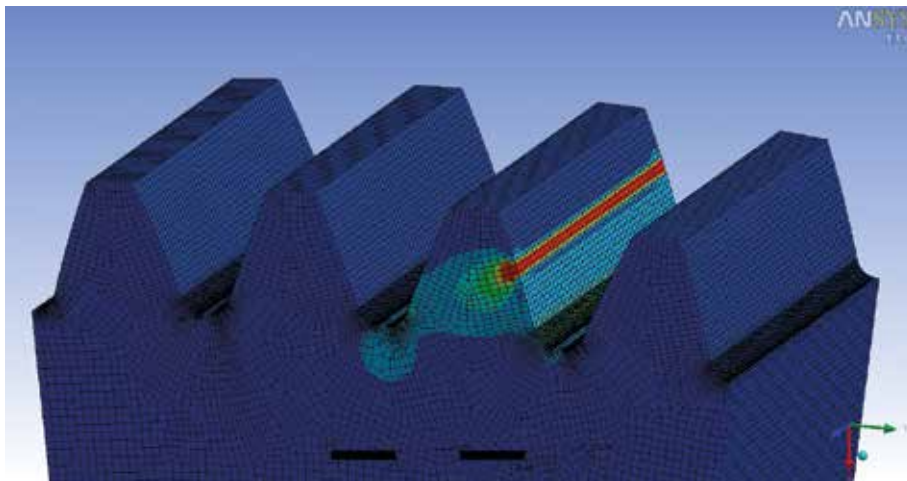
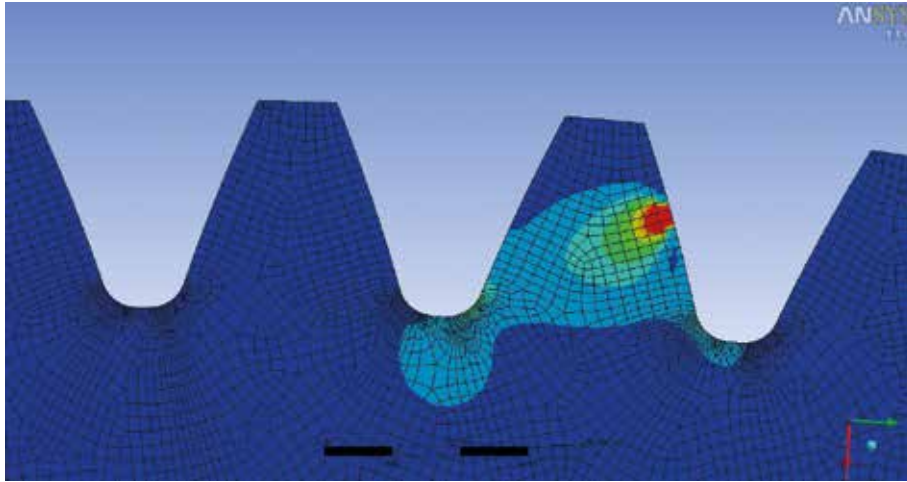


Delivery



## Bearing Design

Galperti Tech Forged Products has internal design capability. Design can be performed on customized existing product or new product. The design phase allows Galperti Tech Forged Products to calculate the performance of each and every slew bearing giving the customer the evidence to that the bearing can keep the requested loads and moments, meet the requested torque value and lifetime. Said calculations apply to the slew bearing ball or roller type raceway and to the teeth of the gear.

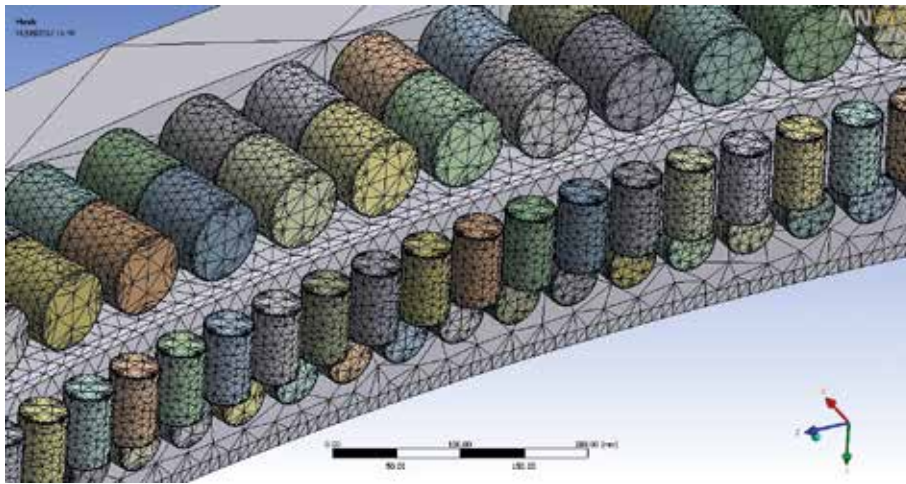




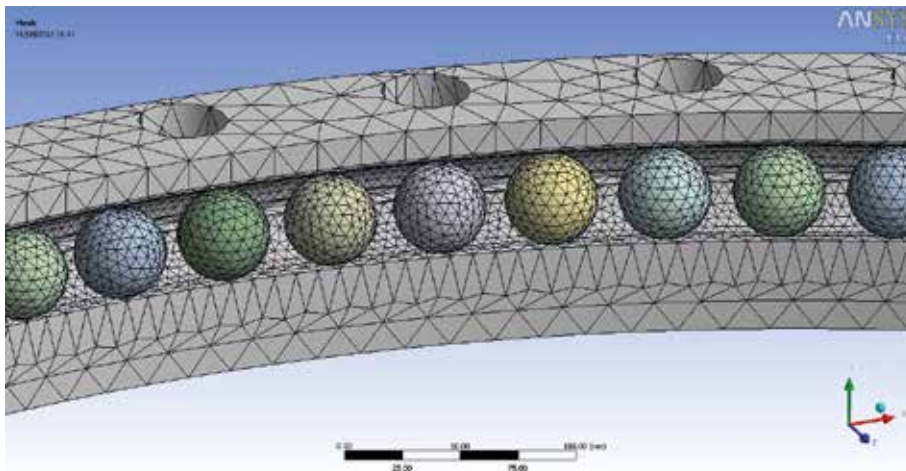
CAD generated drawings illustrate the slew bearing lay-out and summarize the main parameter and information of the slew bearing.


Galperti Tech Forged Products design requires input data to allow proper dimensioning of the mechanical parts and heat treatment processes parameters determination. A Questionnaire is therefore needed to collect all the data the Customer can fill in. Subsequently to the completeness of the supplied data and its level of confidence, Galperti Tech will be able to process the design phase prior to build the slew bearing.

Galperti Tech Forged Products technicians can apply conventional load and stress calculation methods thru empirical formulas.





The raceway design determines the load capacity of the slew bearing so that all raceways are induction hardened. Scan induction hardening process leaves a "soft spot" which is where the junction from the induction harden start and stop pattern is.






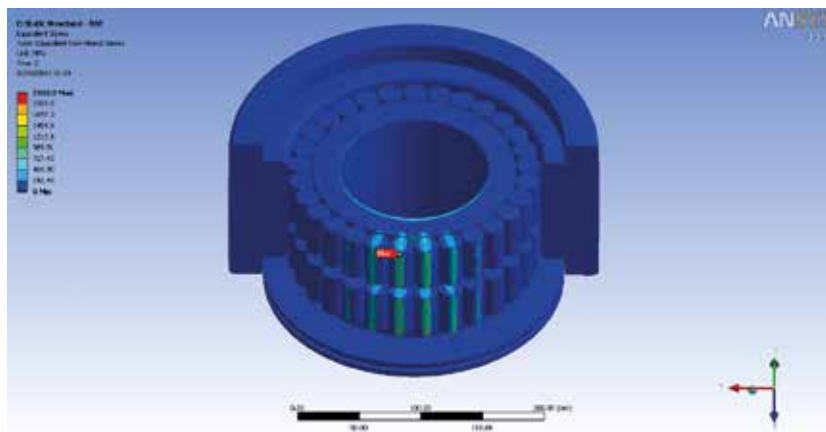
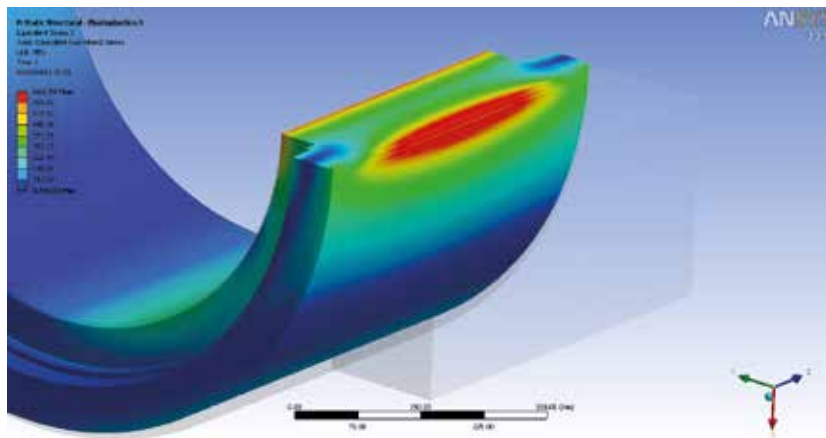
In some circumstances or upon request of the customer specification, Finite Element Analysis can be performed. This occurring, a section or the full 3D model of the slew bearing will be divided by a mesh, boundary conditions will be imposed and the loads or solliciting stresses will be applied.

The FEA calculation will show the stresses and strain response of the slew bearing to the inputted loads in a specific assembly and bolting condition.





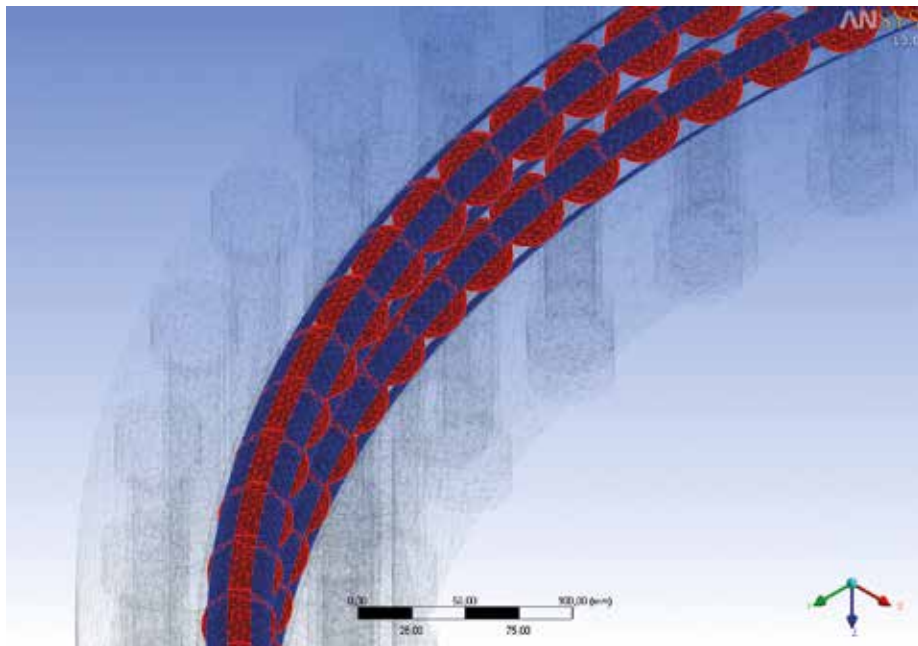
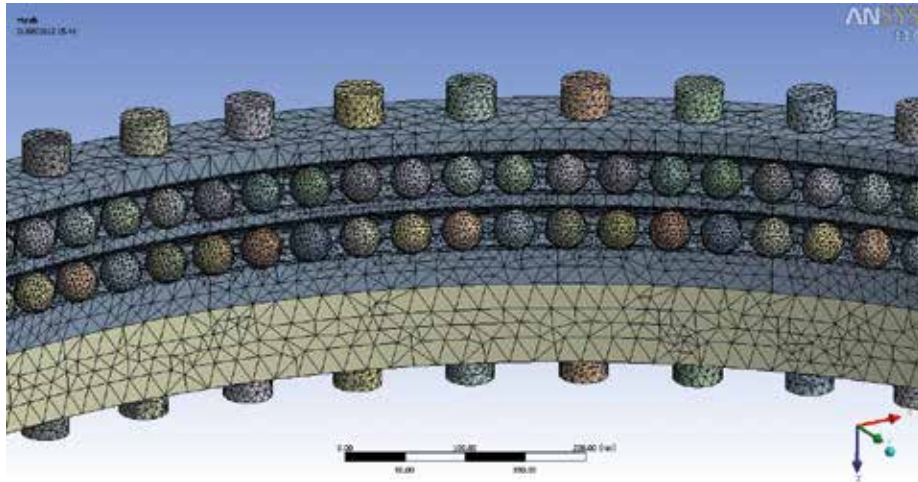
The Original  
**GALPERTI**  
TECH FORGED PRODUCTS




The Original  
**GALPERTI**  
TECH FORGED PRODUCTS



Galperti engineers need a full set of input data to verify the design. A questionnaire to be filled with the mentioned data will be sent to the customer for this purpose.





## Product Identification

Galperti Tech manufactured slew bearings are all identified with an ID plate. The ID plate is showing the main data that allow to identify each manufactured bearing and keep traceability of the individual bearing through its life.

The ID plate shows:

Bearing type - drawing number  
Manufacturing date  
Galperti Tech Forged Products job number  
Serial number



**GALPERTI TECH S.R.L.**  
tel. +39 0341 930 186 fax +39 0341 930 252  
galptech@galptech.com

**V 41 0654 008 21 35 0520**

SERIAL NR. 08/\_\_\_\_ YEAR 2008  
PAG. / POS. \_\_\_\_/\_\_\_\_ WEIGHT 103 Kg

MADE IN ITALY



The drawing number identifies the type of bearing and is a manufacturer code.


The manufacturing date refers to the date of the slew bearing finishing after successful testing.

The serial number identifies the single bearing and includes the batch and year and individual numbering.





*The Original*  
**GALPERTI**  
TECH FORGED PRODUCTS



FORGING  
• STEEL BAR CUTTING  
• HEATING  
• FORGING

HEAT TREAT  
• QUENCH AND TEMPER  
• NORMALIZING  
• MATERIAL QUALIFICATION TESTS

FINISHING /  
GEAR  
GRINDING

BORING /  
TAPPING

GEAR  
CUTTING

NON  
DESTRUCTIVE  
TESTS

INDUCTION  
HARDENING

TURNING

DIMENSIONAL  
CHECK  
AND TEST

ZINC SPRAY /  
PAINT

ASSEMBLING



*The Original*  
**GALPERTI**  
TECH FORGED PRODUCTS



## Drawing Number \_\_\_\_\_

All information regarding the slew bearing are in the drawing, so referring to it during all communications keeps the information flow easy and quick, either in the manufacturing or in the service phase of the slew bearing life. The drawing number coding main details are in the following coding sketch

V4	1	0434	000	0	1	20	0434
PRODUCT FAMILY:	GEAR:	OUTER DIAMETER: [mm]	INDEX:	STATUS:	PLAYS:	ROLLER/BALL DIAMETER: [mm]	ROLLING DIAMETER: [mm]
<b>V0</b> Roller	<b>1</b> External gear			<b>0</b> Development	<b>1</b> Normal	<b>16</b> = Ball/roller D16.00	
<b>V1</b> Profile	<b>2</b> Internal gear			<b>1</b> Prototype	<b>2</b> Reduced play	<b>18</b> = Roller D18.00	
<b>V4</b> Single row of balls	<b>3</b> No gear			<b>2</b> Production	<b>3</b> No play	<b>20</b> = Ball/roller D20.00	
<b>V5</b> Geared rim				<b>3</b> Spare part	<b>4</b> Pre-loaded	<b>22</b> = Ball D22.00	
<b>V7</b> Combined ball/roller						<b>25</b> = Ball/roller D25.00	
<b>V8</b> Dual row of balls						<b>30</b> = Ball D30.00	
<b>V9</b> Three rows of rollers						<b>32</b> = Ball/roller D32.00	
						<b>35</b> = Ball D35.00	
						<b>36</b> = Ball/roller D36.00	
						<b>40</b> = Ball/roller D40.00	
						<b>45</b> = Ball D45.00	
						<b>50</b> = Ball/roller D50.00	
						<b>60</b> = Ball/roller D60.00	
						<b>70</b> = Ball/roller D70.00	
						<b>80</b> = Ball D80.00	

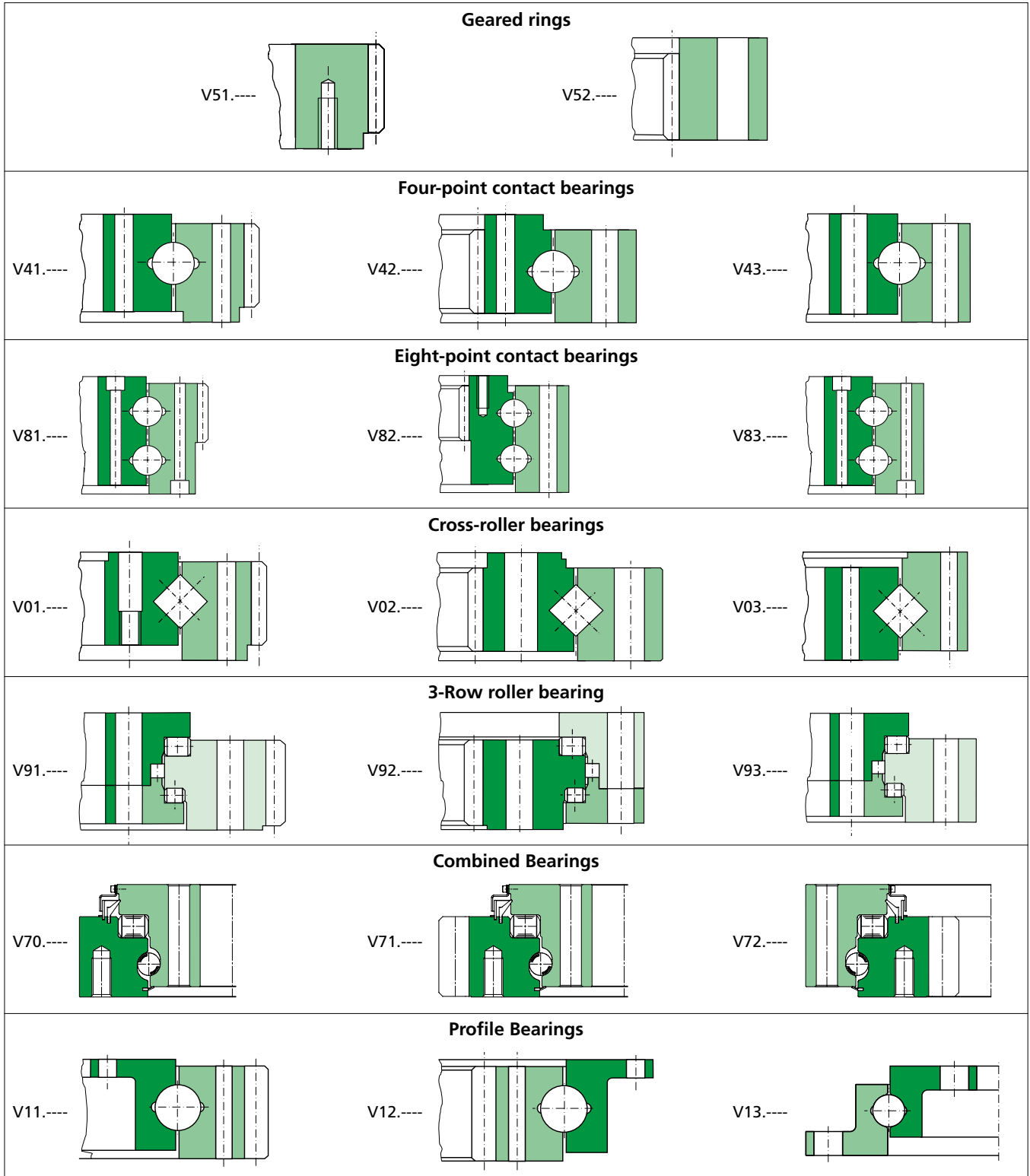
### NOTE

The information regarding the rolling bodies and raceway diameters is needed to determine the service life



## Bearing Types

Galperti Tech Forged Products technical capability allows to manufacturing different types and configurations of slew bearings, integral or split type and geared rings, integral or segmented. More types are available or can be custom designed and manufactured on demand. Pinions are in Galperti Tech Forged Products scope either as a stand-alone product or as a matching supply with the previously cited items. Galperti Tech Forged Products mainly manufactured types are the following:



We also design other bearing types for special applications




## Special Forged Products

Galperti Tech Forged Products strength in Design and its Manufacturing capability empowered by the flexibility of its machining machines and means allows in house design and manufacture of a large variety of forged products, serving a Broad range of market segments as offshore and onshore wind power, oil and gas, steel mill lines accessories and defense.




Connecting Piece



Connecting Piece



Buckle Arrestor



Wye



Utility Swivel



Flanged Block



Chain Stopper



Piping Pipe Groove



Bulkheads




Forged Anchor




Forged Pipes



Multilines Bulkhead



Forged Machined End



Internal Of End Pieces



Spools



Hang Off



Semi Finished Forged Ring



J-Lay Collars



Upper clamp assembly



Forged tee



Forged elbows




Forged fittings



Forged tee w pup pieces



End connector



Forged wye



Heat exchanger head



Box



C-head



Forged shafts




Misalignment flange



Welding



Spool



Forged wye



Ball Flange 42" -600 26,8WT F65 + INC625 FULL OVERLAY



*The Original*  
**GALPERTI**  
TECH FORGED PRODUCTS



FORGING  
• STEEL BAR CUTTING  
• HEATING  
• FORGING

HEAT TREAT  
• QUENCH AND TEMPER  
• NORMALIZING  
• MATERIAL QUALIFICATION TESTS

FINISHING /  
GEAR  
GRINDING

BORING /  
TAPPING

GEAR  
CUTTING

NON  
DESTRUCTIVE  
TESTS

INDUCTION  
HARDENING

TURNING

DIMENSIONAL  
CHECK  
AND TEST

ZINC SPRAY /  
PAINT

ASSEMBLING



*The Original*  
**GALPERTI**  
TECH FORGED PRODUCTS




*The Original*  
**GALPERTI**  
TECH FORGED PRODUCTS



*The Original*  
**GALPERTI**  
TECH FORGED PRODUCTS





## Quality Assurance

Galperti Tech Forged Products is ISO 9001 certified and the product specification comply with the highest standards required by the market.

The bearings are supplied with certification according to EN 10204 2.2, EN 10204 3.1.B or EN 10204 3.1.C.



ISO 9001:2015



ISO 45001:2018



ISO 14001:2015



OFFICINE NICOLA GALPERTI E FIGLIO S.P.A. - SPECIAL FORGING - ITALY



GALPERTI ENGINEERING AND FLOW CONTROL S.P.A. - ITALY



OFFICINE NICOLA GALPERTI E FIGLIO S.P.A. - FORGING PLANT I - ITALY



GALPERTI TECH FORGED PRODUCTS S.P.A. - ITALY



OFFICINE NICOLA GALPERTI E FIGLIO S.P.A. FORGING PLANT II - ITALY



OFFICINE NICOLA GALPERTI E FIGLIO S.P.A. - MAL - ITALY



GALPERTI INC. - HOUSTON - U.S.A.



GALPERTI MANUFACTURING (MALAYSIA) SDN. BHD. - MALAYSIA



GALPERTI MIDDLE EAST - U.A.E.



GALPERTI DO BRASIL COMERCIAL LTDA - BRASIL

*... Quality  
Service  
Engineering  
Design  
Production*

## *The Natural Choice...*



**OFFICINE NICOLA GALPERTI E FIGLIO S.P.A.**  
Via Trivio Fuentes, 4 - 22010 - Gera Lario (CO) Italy  
Tel. +39.0344.97200 - Fax. +39.0344.97210  
[www.galperti.com](http://www.galperti.com) - [galperti@galperti.com](mailto:galperti@galperti.com)



**GALPERTI ENGINEERING AND FLOW CONTROL S.P.A.**  
Via Prati della Rosa, 17 - 23823 - Colico (LC) Italy  
Tel. +39.0341.930780 - Fax. +39.0341.930777  
[galpeng@galpeng.com](mailto:galpeng@galpeng.com)



**GALPERTI TECH FORGED PRODUCTS S.P.A.**  
Via Ombriano, 14 - 23823 - Colico (LC) Italy  
Tel. +39.0341.930186  
[galptech@galptech.com](mailto:galptech@galptech.com)



**GALPERTI INC.**  
160 Southbelt Industrial Drive  
HOUSTON, TEXAS 77047  
Phone +1.713.433.0700 - Fax. +1.713.433.5580  
[galpmail@galperti-am.com](mailto:galpmail@galperti-am.com)



**GALPERTI MIDDLE EAST Fzë**  
P.O. Box 17278 - PLOT M0724  
JEBEL-ALI, DUBAI, UNITED ARAB EMIRATES  
Tel. +9714.8839077 - Fax. +9714.8839070  
[galperti@galperti.ae](mailto:galperti@galperti.ae)



**GALPERTI MANUFACTURING (MALAYSIA) SDN. BHD.**  
2, Jalan Laman Setia 7/4 - Taman Laman Setia  
81550 Johor Bahru - MALAYSIA  
Tel. +607 509 9866 - Fax. +607 509 9980  
[galperti@galperti-my.com](mailto:galperti@galperti-my.com)



**GALPERTI DO BRASIL LTDA.**  
Rua da Quitanda, 86 - Sala 216  
Centro - Rio de Janeiro - RJ - CEP.: 20.091-005 - BRASIL  
Tel.: +55.21.3747.1624 - Cel.: +55.21.97292.4411  
[galperti@galpertidobrasil.com.br](mailto:galperti@galpertidobrasil.com.br)



**VISIT US ON [WWW.GALPERTI.COM](http://WWW.GALPERTI.COM)**



*Since 1993*  
**S.F.F. SCANDINAVIAN FITTINGS AND FLANGES**  
 Jakob Askelandsvei 5 - P.O. box 1175  
 4391 Sandnes NORWAY  
 Tel. +47-51639600 - Fax +47-51639601  
 Web site: [www.sff.no](http://www.sff.no)

*Since 1994*  
**P.F.F. EUROPE B.V.**  
 Wielewaalweg 4 - 4791 PD Klundert - The Netherlands  
 Tel. +31 (0) 168 387 410 - Fax. +31 (0) 168 387420  
 Web site: [www.PFF.nl](http://www.PFF.nl)

*Since 1995*  
**PT. MITRA GALPERTI**  
 SOVEREIGN PLAZA Building, 6th Floor  
 Jl. T.B. Simatupang No.36  
 Jakarta Selatan 12430, INDONESIA  
 Tel. +62-21-29400 108 - Fax +62-21-29400 109  
 e-mail: [sales@galperti.co.id](mailto:sales@galperti.co.id)  
 Web site: [www.galperti.co.id](http://www.galperti.co.id)

*Since 1999*  
**GALPERTI CANADA (1999) INC.**  
 3931 - 76 Avenue  
 Edmonton - Alberta T6B 2S8  
 e-mail: [bwray@galperti.ca](mailto:bwray@galperti.ca)

*Since 2002*  
**GALPERTI INDIA Pvt. Ltd.**  
 office no 605, 6th Floor, South Block, Sacred World,  
 Wanworie Pune 411040  
 Tel. +91-020-40053907/08/09/10  
 Fax. +91-020-40053911 - Mob. +91-9860017010  
 e-mail : [galpindia@galperti.in](mailto:galpindia@galperti.in)

*Since 2004*  
**CHINA FITTINGS & FLANGES LTD**  
 China Fittings & Flanges ltd  
 Suite 709, Full Tower, No. 9 East 3rd - Ring Road  
 Chaoyang District, Beijing, China 100020  
 Tel. +8610-85911678, +8610-85911679  
 Fax. +8610-85911677  
 E-mail: [michelle.zhao@galperti.com.cn](mailto:michelle.zhao@galperti.com.cn)

*Since 2006*  
**AUSTRALASIA FITTING & FLANGES**  
 P.O. BOX 1512  
 6916 OSBORNE PARK  
 WESTERN AUSTRALIA  
 Tel. +61-9244-3315  
 Fax. +61-9244-3318  
 e.mail : [sales@galperti.com.au](mailto:sales@galperti.com.au)

*Since 2010*  
**GALPERTI DO BRASIL COMERCIAL LTDA**  
 Rua Joaquim Floriano, nº 871, Conjunto 24  
 Itaim Bibi, São Paulo, Brasil  
 Tel : +55 - 11 - 3073 1781  
 Fax: +55 - 11 - 3073 1647  
 e-mail: [galperti@galpertidobrasil.com.br](mailto:galperti@galpertidobrasil.com.br)

*Since 2014*  
**GALPERTI GROUP UK THE ORIGINAL LTD**  
 Standard House, Weyside Park, Catteshall Lane  
 Godalming, Surrey GU7 1XE  
 UK

Office - Production - Warehouse  
 Office  
 Office - Warehouse



**GALPERTI TECH FORGED PRODUCTS S.P.A.**  
Via Ombriano, 14  
23823 - Colico (LC) Italy  
Tel. +39.0341.930186 - Fax +39.0341.930252  
[galptech@galptech.com](mailto:galptech@galptech.com)

CONTACT ADDRESS: